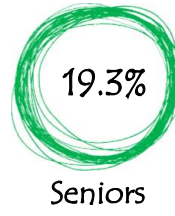
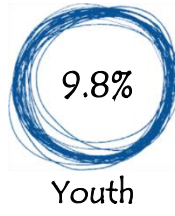



2016 Census Highlights – COUNTY OF WEST HANTS



Between 2011 and 2016, the population increased by 9%.



In the past 5 years, the median age of the population has increased by 2.1 years.



Households



Median Household Income



One-Person



Lone-Parent



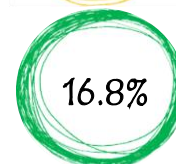
One-Person



Lone-Parent



Average Size




Low-Income*



The number of households is increasing.



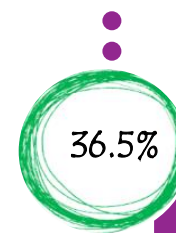
Households below low income measure has remained relatively constant.



Tenant Average Shelter Costs



Homeowner Average Shelter Costs



Tenant Core Housing Need



Homeowner Core Housing Need



Core Housing Need



Since 2011, tenant shelter costs have increased 22%
Homeowner shelter costs have increased by 18%.

Core Housing need has remained constant.

Occupied private dwelling built before 1960 = 29.7%

Needing major Repairs = 10.4 %

*Households below low-income measure after tax (LIM-AT)