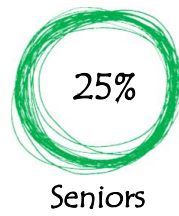
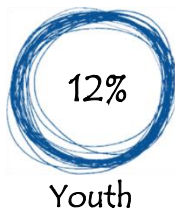


# 2016 Census Highlights – TOWN OF YARMOUTH



Between 2011 and 2016, the population decreased by 243, a 3.6% drop.



In the past 5 years, the median age of the population has increased by 2.6 years.



Households



Median Household Income



One-Person



Lone-Parent



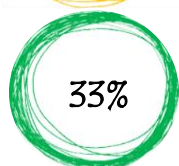
One-Person



Lone-Parent



Average Size



Low-Income\*



The number of households and the average number of persons per household have both decreased.



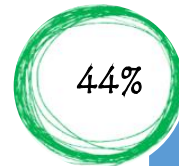
Households below low income measure has decreased since 2011 from 37% to 33%.



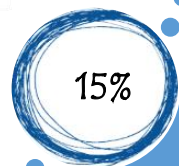
Tenant Average Shelter Costs



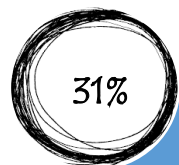
Homeowner Average Shelter Costs



Tenant Core Housing Need



Homeowner Core Housing Need



Core Housing Need



Since 2011, tenant shelter costs have increased 13%. Homeowner shelter costs have increased 6%.



Core Housing need has decreased by 16% over the last 5 years.

\*Households below low-income measure after tax (LIM-AT)