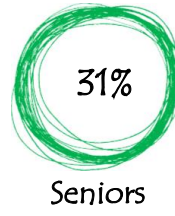
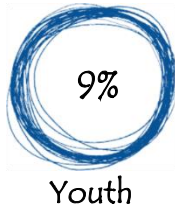
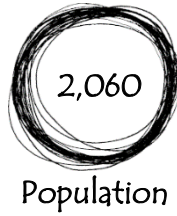



2016 Census Highlights – TOWN OF DIGBY



Between 2011 and 2016, the population decreased by 92, a 4.3% drop.



In the past 5 years, the median age of the population has increased by 3.4 years.



Households



Median Household Income



One-Person



Lone-Parent



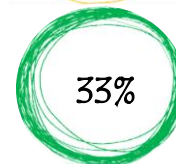
One-Person



Lone-Parent



Average Size



Low-Income*



The number of households is increasing, but the average number of persons per household is shrinking.



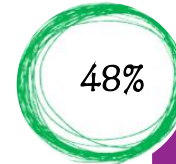
Households below low income measure has decreased since 2011 from 36% to 33%.



Tenant Average Shelter Costs



Homeowner Average Shelter Costs



Tenant Core Housing Need



Homeowner Core Housing Need



Core Housing Need



Since 2011, tenant shelter costs have increased 17%. Homeowner shelter costs have increased 12%.



Core Housing need has increased by 6% over the last 5 years.

*Households below low-income measure after tax (LIM-AT)