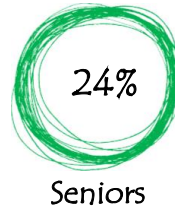


# 2016 Census Highlights – MUNICIPALITY OF DIGBY



Between 2011 and 2016, the population decreased by 356, a 4.8% drop.



In the past 5 years, the median age of the population has increased by 2.8 years.



Households



Median Household Income



One-Person



Lone-Parent



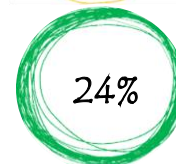
One-Person



Lone-Parent



Average Size




Low-Income\*



The number of households is decreasing and the average number of persons per household is shrinking.



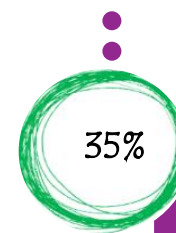
Households below low income measure has decreased since 2011 from 28% to 24%.



Tenant Average Shelter Costs



Homeowner Average Shelter Costs



Tenant Core Housing Need



Homeowner Core Housing Need



Core Housing Need



Since 2011, tenant shelter costs have increased 13%. Homeowner shelter costs have increased 7%.



Core Housing need has decreased by 24% over the last 5 years.

\*Households below low-income measure after tax (LIM-AT)