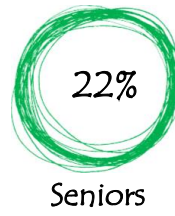
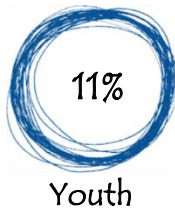


# 2016 Census Highlights – MUNICIPALITY OF YARMOUTH



Between 2011 and 2016, the population decreased by 260, a 2.6% drop.



In the past 5 years, the median age of the population has increased by 2.8 years.



Households



Median Household Income




One-Person



Lone-Parent



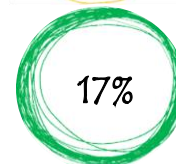
One-Person



Lone-Parent



Average Size



Low-Income\*



The number of households and the average number of persons per household have both decreased slightly.



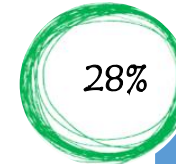
Households below low income measure has decreased since 2011 from 19% to 17%.



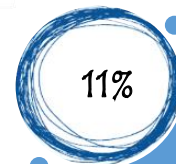
Tenant Average Shelter Costs



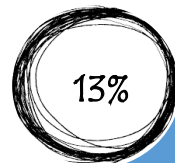
Homeowner Average Shelter Costs



Tenant Core Housing Need



Homeowner Core Housing Need



Core Housing Need



Since 2011, tenant shelter costs have increased 24%. Homeowner shelter costs have increased 3%.



Core Housing Need has decreased by **32%** over the last 5 years.

\*Households below low-income measure after tax (LIM-AT)