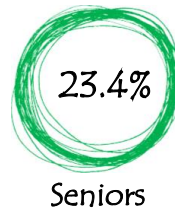


2016 Census Highlights – Municipality Kings- SUBDIVISION D



Between 2011 and 2016, the population decreased by 0.3%, and the population by youth decreased by 1.5 %.



In the past 5 years, the median age of the population has increased by 2.9 years.



Households



Median Household Income



One-Person



Average Size

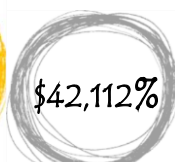
Lone-Parent



One-Person



Low-Income*




Lone-Parent



The number of households has increased by 3 %, but the average number of persons per household is shrinking.



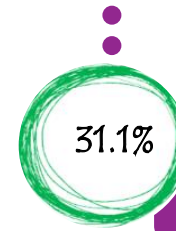
Households below low income measure has increased by 0.8% since 2011



Tenant Average Shelter Costs



Homeowner Average Shelter Costs



Tenant Core Housing Need



Homeowner Core Housing Need



Core Housing Need



Since 2011, tenant shelter costs have increased 5.6%. Homeowner shelter costs have increased 15.2%.



Core Housing need has decreased by 0.7 % over the last 5 years.

Occupied private dwelling built before 1960 = 35.8 %

Needing major Repairs = 12.4%

*Households below low-income measure after tax (LIM-AT)