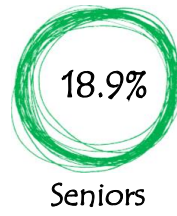
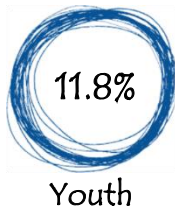



2016 Census Highlights – Municipality Kings- SUBDIVISION B



Between 2011 and 2016, the population decreased by 1.1%, and the population by youth decreased by 1.2 %.



In the past 5 years, the median age of the population has increased by 3.8 years.



Households



One-Person



Lone-Parent



Average Size



Median Household Income



One-Person



Lone-Parent



Low-Income*



The number of households has increased by 2.6 %, but the average number of persons per household is shrinking.



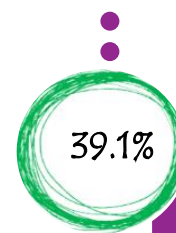
Households below low income measure has increased by 2.4% since 2011



Tenant Average Shelter Costs



Homeowner Average Shelter Costs



Tenant Core Housing Need



Homeowner Core Housing Need



Core Housing Need



Since 2011, tenant shelter costs have increased 15.4%. Homeowner shelter costs have increased 9%.

Occupied private dwelling built before 1960 = 30 %



Core Housing need has decreased by 2.0 % over the last 5 years.

Needing major Repairs = 10.5 %

*Households below low-income measure after tax (LIM-AT)