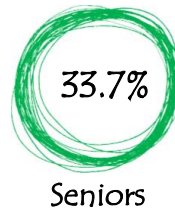
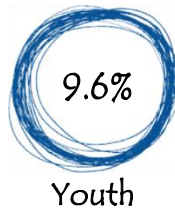


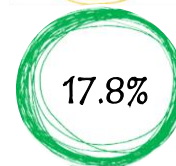

2016 Census Highlights – TOWN OF BERWICK



Between 2011 and 2016, the population increased by 2.2%, and the population by youth decreased by 0.1%.



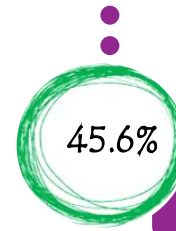

In the past 5 years, the median age of the population has increased by 3.8 years.



The number of households has increased by 4.0 %, but the average number of persons per household is shrinking.



Households below low income measure has decreased by 3.9% since 2011



Since 2011, tenant shelter costs have increased 12%. Homeowner shelter costs have decreased 5.6%.



Core Housing need has decreased by 6.8 % over the last 5 years.

Occupied private dwelling built before 1960 = 31.7 %

Needing major Repairs = 9%

*Households below low-income measure after tax (LIM-AT)