
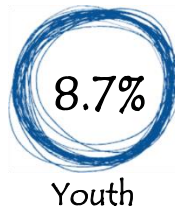



2016 Census Highlights – MOA – SUBDIVISION D



↓ Between 2011 and 2016, the population increased by 88 people or 3%.

↑ In the past 5 years, the median age of the population has increased by approximately 2.5 years.



Households






Median Household Income



↑ The number of households is increasing. No other significant changes in this data set since 2011.

↑ Households below low income measure has increased by 4.8% since 2011.



↑ Since 2011, tenant shelter costs have increased by 33.8%. Homeowner shelter costs have increased 4.9%.

↑ Core Housing need has increased by approximately 1.6% over the last 5 years.

*Households below low-income measure after tax (LIM-AT)

