
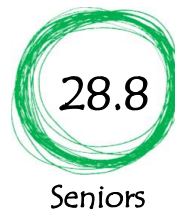

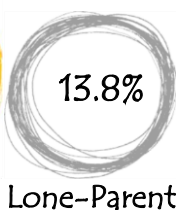



2016 Census Highlights – MOA – SUBDIVISION B



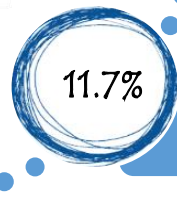
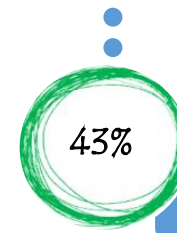

↓ Between 2011 and 2016, the population decreased by 151 or -3.3%.

↑ In the past 5 years, the median age of the population has increased by approximately 2 years.



↑ The number of households is increasing. No other significant changes in this data set.

↑ Households below low income measure has increased since 2011 from 21.1% to 28%.



↑ Since 2011, tenant shelter costs have increased 8.7%. Homeowner shelter costs have increased 2.3%.

↑ Core Housing need has increased by approximately 4% over the last 5 years.

*Households below low-income measure after tax (LIM-AT)