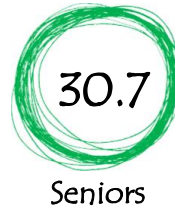


2016 Census Highlights – MOA – SUBDIVISION A



Between 2011 and 2016, the population decreased by 142 or -2.4%.



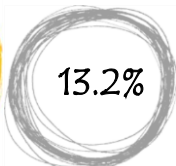
In the past 5 years, the median age of the population has increased by approximately 4.3 years.



Households



One-Person



Lone-Parent



Average Size



Median Household Income



One-Person



Lone-Parent



Low-Income*



The number of households is increasing, and the average number of persons per household increased marginally (2.1 to 2.2%).



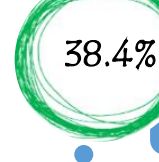
Households below low income measure has decreased since 2011 from 34.1% to 25.9%.



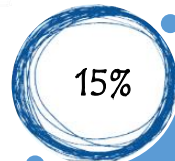
Tenant Average Shelter Costs



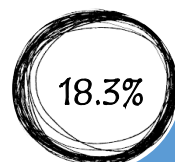
Homeowner Average Shelter Costs



Tenant Core Housing Need



Homeowner Core Housing Need



Core Housing Need



Since 2011, tenant shelter costs have increased 13%. Homeowner shelter costs have increased 14%.



Core Housing need has decreased by approximately 1% over the last 5 years.

*Households below low-income measure after tax (LIM-AT)