




# 2016 Census Highlights – TOWN OF MIDDLETON



↑ Between 2011 and 2016, the population increased by 83 or 4.7%.

↑ In the past 5 years, the median age of the population has increased by approximately 1 year.



Households



Median Household Income




One-Person



Lone-Parent



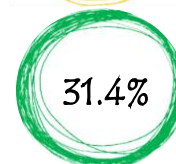
One-Person



Lone-Parent



Average Size



Low-Income\*

↑ The number of households is increasing, and the average number of persons per household increased marginally (2 to 2.2%).

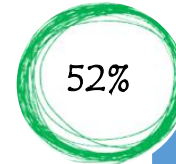
↑ Households below low income measure has increased since 2011 from 26.9% to 31.4%.



Tenant Average Shelter Costs



Homeowner Average Shelter Costs



Tenant Core Housing Need



Homeowner Core Housing Need



Core Housing Need

↑ Since 2011, tenant shelter costs have increased 14.6%. Homeowner shelter costs have increased 13.9%.

↑ Core Housing need has increased by approximately 2% over the last 5 years.

\*Households below low-income measure after tax (LIM-AT)