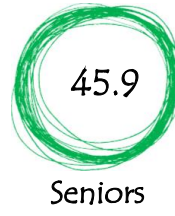




# 2016 Census Highlights – TOWN OF ANNAPOLIS ROYAL



Between 2011 and 2016, the population increased by 11 people, an increase of 2.1%.



In the past 5 years, the median age of the population has increased by 3.7 years.



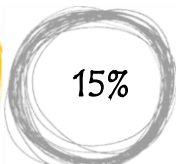
Households



Median Household Income



One-Person



Lone-Parent



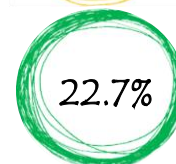
One-Person



Lone-Parent



Average Size



Low-Income\*



The number of households is increasing, but the average number of persons per household is shrinking (2.5 to 2.3).



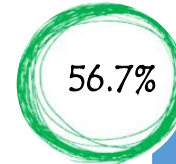
Households below low income measure has increased since 2011 from 14.7% to 22.7%.



Tenant Average Shelter Costs



Homeowner Average Shelter Costs



Tenant Core Housing Need



Homeowner Core Housing Need



Core Housing Need



Since 2011, tenant shelter costs decreased by 28.8%. Homeowner shelter costs have increased by 31.8%.



Core Housing need has increased by 7.7% over the last 5 years.

\*Households below low-income measure after tax (LIM-AT)